

SPIDERCIDE



CAT. NO.
26-3049

Radio Shack

TRS-80



**COLOR
COMPUTER**

™

LIMITED WARRANTY

RADIO SHACK Software is licensed on an "AS IS" basis, without warranty. The original CUSTOMER'S exclusive remedy, in the event of a Software manufacturing defect, is its repair or replacement within thirty (30) calendar days of the date of the Radio Shack sales document received upon license of the Software. The defective Software shall be returned to a Radio Shack Computer Center, a Radio Shack retail store, participating Radio Shack franchisee or Radio Shack dealer along with the sales document.

Except as provided herein, RADIO SHACK MAKES NO WARRANTIES, INCLUDING WARRANTIES OF MERCHANTABILITY OR FITNESS FOR A PARTICULAR PURPOSE.

Some states do not allow limitations on how long an implied warranty lasts, so the above limitation(s) may not apply to CUSTOMER.

RADIO SHACK SHALL HAVE NO LIABILITY OR RESPONSIBILITY TO CUSTOMER OR ANY OTHER PERSON OR ENTITY WITH RESPECT TO ANY LIABILITY, LOSS OR DAMAGE CAUSED OR ALLEGED TO BE CAUSED DIRECTLY OR INDIRECTLY BY "SOFTWARE" LICENSED OR FURNISHED BY RADIO SHACK, INCLUDING, BUT NOT LIMITED TO, ANY INTERRUPTION OF SERVICE, LOSS OF BUSINESS OR ANTICIPATORY PROFITS OR INDIRECT, SPECIAL, OR CONSEQUENTIAL DAMAGES.

Some states do not allow the limitation or exclusion of incidental or consequential damages, so the above limitation(s) or exclusion(s) may not apply to CUSTOMER.

RADIO SHACK SOFTWARE LICENSE

RADIO SHACK grants to CUSTOMER a non-exclusive, paid-up license to use the RADIO SHACK Software on **one** computer, subject to the following provisions:

- A. Except as otherwise provided in this Software License, applicable copyright laws shall apply to the Software.
- B. Title to the medium on which the Software is recorded (cassette and/or diskette) or stored (ROM) is transferred to CUSTOMER, but not title to the Software.
- C. CUSTOMER shall not use, make, manufacture, or reproduce copies of Software except for use on **one** computer and as is specifically provided in this Software License. Customer is expressly prohibited from disassembling the Software.
- D. CUSTOMER is permitted to make additional copies of the Software **only** for backup or archival purposes or if additional copies are required in the operation of **one** computer with the Software, but only to the extent the Software allows a backup copy to be made.
- E. All copyright notices shall be retained on all copies of the Software.

The warranties granted herein give the **original** CUSTOMER specific legal rights, and the **original** CUSTOMER may have other rights which vary from state to state.



Spidercide



Radio Shack®

**A DIVISION OF TANDY CORPORATION
FORT WORTH, TEXAS 76102**

Spidercide Program:
© 1983, Tim Swisher
Licensed to Tandy Corporation
All Rights Reserved.

All portions of this software are copyrighted and are the proprietary and trade secret information of Tandy Corporation and/or its licensor. Use, reproduction or publication of any portion of this material without the prior written authorization by Tandy Corporation is strictly prohibited.

Spidercide Program Manual:
© 1983, Tandy Corporation
All Rights Reserved.

Reproduction or use, without express written permission from Tandy Corporation, of any portion of this manual is prohibited. While reasonable efforts have been taken in the preparation of this manual to assure its accuracy, Tandy Corporation assumes no liability resulting from any errors or omission in this manual, or from the use of the information contained herein.

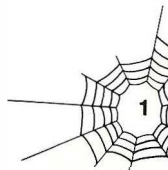
Introduction

On a mission to explore the planets in the Nebula galaxy, your spaceship enters orbit around a planet. While flying over the surface, you discover that the planet is inhabited by giant spiders. They are coming to meet you. Is it going to be a friendly welcome? No! They are trying to entrap you in their webs and destroy you! Fire your spaceship's missiles to defend yourself!



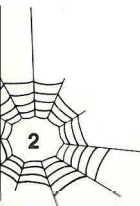
Required Equipment

- TRS-80® Color Computer with at least 16K RAM
- Standard Television (color recommended)
- Joystick



Loading Instructions

1. Before inserting or removing a Program Pak™, make sure the computer is **OFF**. Failure to do so may result in damage to the Program Pak.
2. Connect the Color Computer to the television set and move the antenna switchbox control to Computer (or Game). See your TRS-80 Color Computer Operation Manual for further details regarding connections.
3. Plug the joystick into the right jack on the back of the computer.
4. Insert the Spidercide Program Pak, label side up, into the slot located on the right side of the computer. Press firmly until it securely engages, but don't force it.
5. Turn on the television and tune it to channel 3 or 4 (whichever is weaker in your area).
6. Turn on the Color Computer.




Before the Game Begins

When you turn on your Color Computer, the screen displays the name of the game and the copyright information. Press the fire button on your joystick and the types of spiders and the points you receive for destroying each one are also shown.

While this screen is displayed, you can change the screen's background color from black to green or green to black by pressing **M** on the keyboard.

To start the game, press the fire button on your joystick. The screen displays Level 1. There are nine levels of increasing difficulty. To increase the level, push the joystick forward, and to decrease the level, pull the joystick backward. When you reach the desired level, move the stick to the center. Press the fire button to begin play.



Playing the Game

Your spaceship appears on the screen. You can “fly” it by moving the joystick in the following directions:



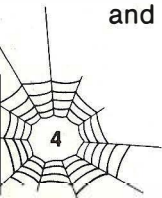
Forward
Left — * — Right
Backward

The spiders begin to weave four different types of webs around you:

slow, straight web
slow, jagged web
fast, straight web
fast, jagged web

Beware of the spiders producing jagged webs! These spiders seek you out and chase you down.

If your spaceship collides with a spider, the ship is destroyed. To kill a spider, maneuver your spaceship into position, and press the fire button. If your missile hits the spider, the spider disappears, and the web is stopped.




You can control the direction of the missiles by using the guided missile mode. During the game, press (M) to turn on this mode. You can then use the joystick to control the missile after firing. Press (M) again to turn off this mode.

Your ship gradually becomes entangled in the spiders' webs, but you can free the ship and continue moving by firing your missiles through the web.

You are given three ships with which to fight the spiders. When a spider destroys a ship, all the webs disappear from the screen, and a new ship appears. After losing your third ship, the game is over. If your current score reaches 1000 points, you receive an extra ship and all the webs disappear. The number of ships remaining is indicated to the right of your score on the top of the screen.

When the game is over, you can restart it by pressing the fire button. The Level 1 screen reappears, so choose the level you want, and press the fire button again to begin play.




Scoring

You accumulate points by destroying the spiders. The points vary based on the type of web the spider is weaving:

slow, straight web	—	10 points
slow, jagged web	—	30 points
fast, straight web	—	50 points
fast, jagged web	—	70 points

Your score for the current game appears on the top of the screen. On the left of this score, the screen displays the highest score made during the current playing session.



RADIO SHACK, A DIVISION OF TANDY CORPORATION

**U.S.A.: FORT WORTH, TEXAS 76102
CANADA: BARRIE, ONTARIO L4M 4W5**

TANDY CORPORATION

AUSTRALIA

**91 KURRAJONG ROAD
MOUNT DRUITT, N.S.W. 2770**

BELGIUM

**PARC INDUSTRIEL DE NANINNE
5140 NANINNE**

U. K.

**BILSTON ROAD WEDNESBURY
WEST MIDLANDS WS10 7JN**